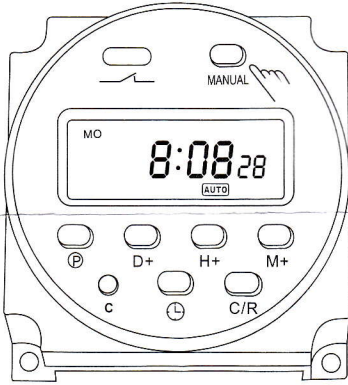


WEEKLY PROGRAMMABLE TIMER



DIN Rail Installation

- Advanced pre-setting one week before
- Digital electronic time switch with daily programs
- Repeat programs with 17 on/off setting; and manual over-ride
- Lithium battery power reserve
- Auto time error correction ± 60 sec/weekly

TECHNICAL DATA

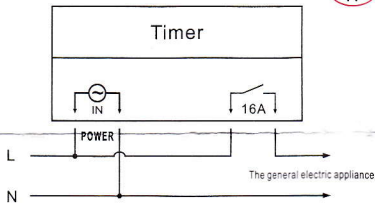
- Voltage rating: AC 220V 50/60Hz
- Voltage limit: AC 180V~250V
- Hysteresis: ≤ 1 sec/day (25°C)
- ON/OFF operation: 17 ON & 17 OFF
- Power consumption: 2VA(max)
- Display: LCD
- Service life: Mechanical 10^7
Electrically 10^5
- Minimum interval: 1 minute
- Weight: approx 65g

Order voltage

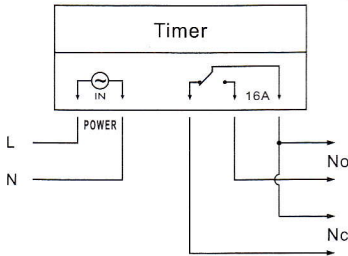
- 6V, 12V, 24V, 36V, 48V, 110VAC;
- Count down: 1 sec-99 min 56 sec
- Pulse: 1 sec-59 min 59 sec
- Load capacity: resistive load: 16A/250V AC
Lagging load: 10A/250V AC
lamp load: 2000W
- Switching contact: 1 changeover switch
- Power reserve: 3 years (Lithium battery)
- Ambient temperature: -10~+40°C
- Ambient humidity: 35~85%RH

CONNECTION DIAGRAM

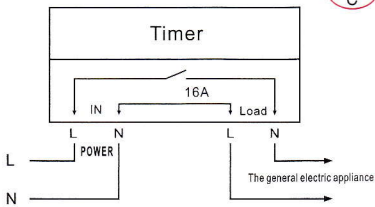
TYPE A



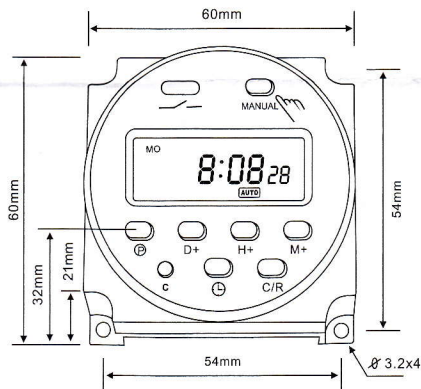
TYPE B



TYPE C



DIMENSIONS

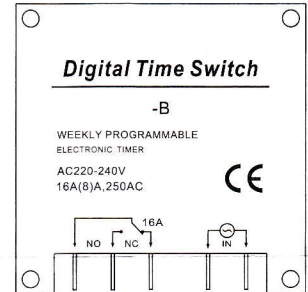
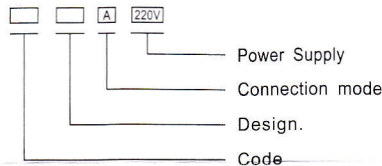


DISPLAY



1	⊖	TIMER
2	D+	DAY
3	H+	HOUR
4	M+	MIN
5	⌚	CLOCK
6	C	RESET
7	MANUAL	MANUAL C/R
8	C/R	Cancel / recovery

MEANING.



Operating Instruction:

- To start switch: press reset Key, At the first time, if you want to the present time, please press "⌚" On board, then press D+, H+, M+ to adjust the number to the present time.
- Enter into programming as belows:

Step	Key	Programming
1	Press P	Setting1 ON time (display 1on)
2	Press H+/M+	Setting hours and minutes
3	Press D+	To select same every day, or different time each day
4	Press P	Setting 1 off time (display 1 off)
5	Press H+/M+	Setting hours and minutes turn off time
6	Press D+	If you want the same every day, you need not press this key
7	Repeat step	Set 2-17 on/off time
8	Press ⌚	End

If you do not require 17 settings, press "⌚" to the end.

NOTE:

- Time setting should according to the time sequence, couldn't be set crossly
- System with quit automatically if there's no operating within 10 seconds and no data is saved.
- Function 3,4,5 can not be used simultaneously.